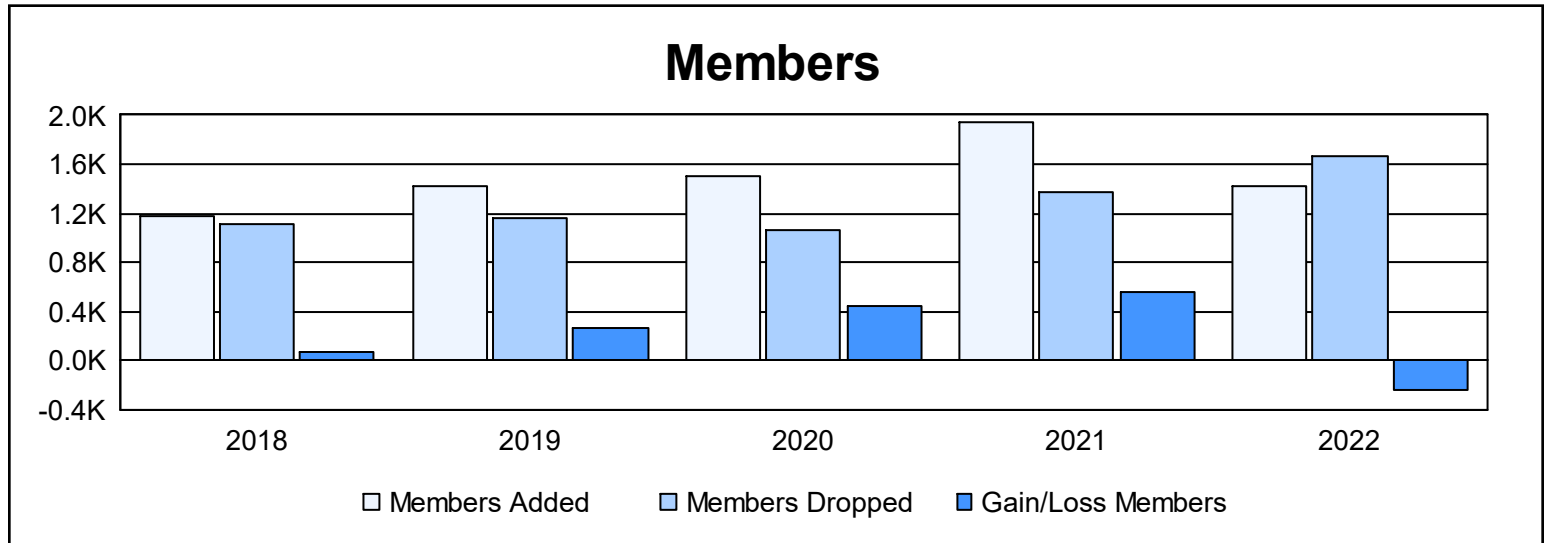
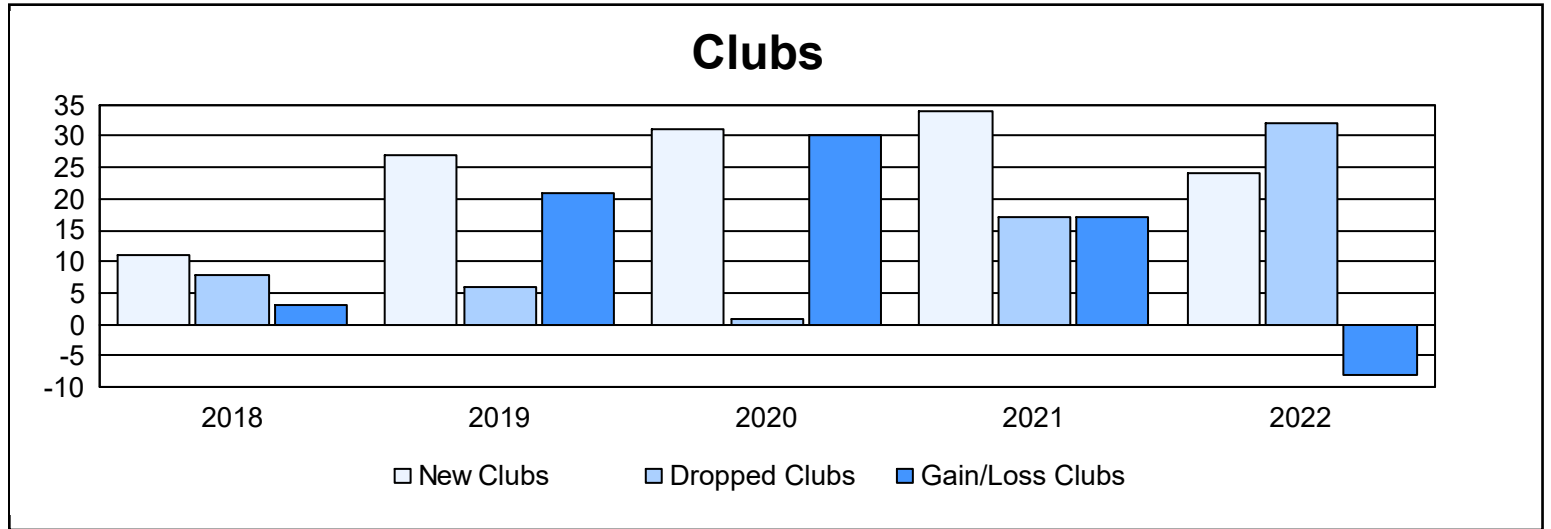
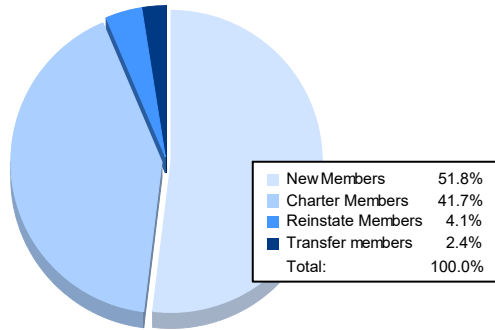


Year	New Clubs	Dropped Clubs	Gain/Loss Clubs	New Members	Charter Members	Reinstate Members	Transfer Members	Total Member Added	Total Members Dropped	Gain/Loss Members
2017-2018	11	8	3	884	243	45	13	1,185	1,113	72
2018-2019	27	6	21	568	749	96	11	1,424	1,160	264
2019-2020	31	1	30	651	735	100	23	1,509	1,065	444
2020-2021	34	17	17	996	856	51	33	1,936	1,376	560
2021-2022	24	32	-8	737	593	58	34	1,422	1,662	-240
<b>Average</b>	<b>25</b>	<b>13</b>	<b>13</b>	<b>767</b>	<b>635</b>	<b>70</b>	<b>23</b>	<b>1,495</b>	<b>1,275</b>	<b>220</b>



### Membership Composition June 2022 Cumulative



### Gender Composition June 2022 Cumulative

